



Electric Wine Aerator and Decanter User Manual

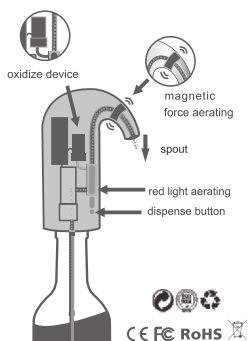
Model No. SW-EA01

Specification

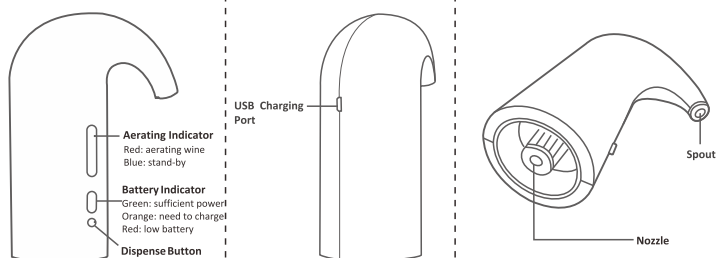
Size	6.5*4.5*2.4 inches
Weight	0.7 lb
Battery Specification	Built-in lithium ion 18650, 3.7V
Motor Specification	TMJ-370C-22155 ,D/V6

Key Features

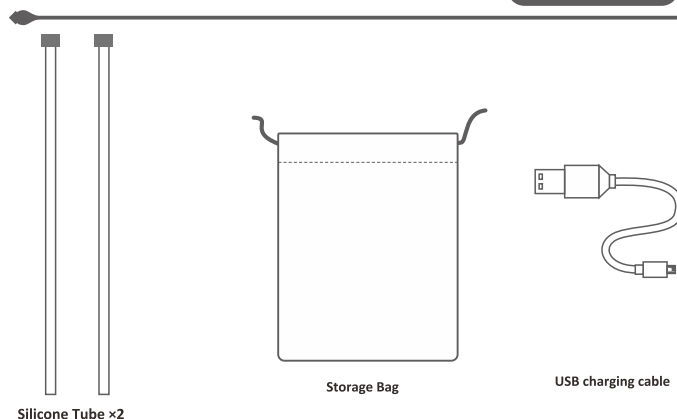
- One-touch wine decanter
- Wine aerator with oxidize device, red light and magnetic force, allowing the wine to breathe, mingle with air, release aromas and enhance flavors
- Built-in lithium battery with USB-C charging cable
- Easy to use with advanced sensing technology
- Portable exquisite design



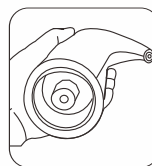
Compartments



Compartments



How to Use



How to use

- Plug in the cable to charge the aerator.
- Attach the tube to the nozzle of the aerator.
- Secure the aerator onto the wine bottle.
- Press the dispense button to dispense; press again to stop. (The aerating indicator turns red during aeration)
- Clean the aerator by pumping water. Wipe the aerator with a clean cloth.



Troubleshooting Tips

- If dispensing fails, confirm a tight seal of the tube to the nozzle.
- When the battery indicator turns red, it indicates low battery. Please charge it promptly. The device fully charges in 3-4 hours and can dispense up to 80 wine bottles on a single charge.
- This device suits most standard wine bottles. Do not force the device onto an incompatible bottle.



Thank you for choosing the CorporateGiftPro! We appreciate your business and want to provide you with full satisfaction. If you run into any issues with this product, please feel free to reach out to us. As a local small startup business, your review and feedback will be greatly appreciated!

Contact Us

Website: www.corporategiftpro.com
Text & Call: (575)414-0883
Email: happy@corporategiftpro.com
TikTok Shop: CorporateGiftPro
Amazon Store: CorporateGiftPro